

Overview

Rehabilitative Resources, Inc. was incorporated in 1975 with the mission to provide quality, community based services for people with disabilities.

- 180+ individuals receiving community based services through DDS contracts
- 190+ individuals transported daily
- 43 residential program locations
- 73 agency owned vehicles, wheelchair vans
- RRI service area is the state of Massachusetts and currently includes five counties in 44 towns
- RRI employs over 475 staff members

Future Goals

- To design additional handicapped-accessible housing.
- To expand therapeutic programming at Elm Hill Center.
- To expand summer enrichment program offerings at Elm Hill Center.
- To increase community usage of Elm Hill Center
- To form partnerships in terms of community support for RRI and for fundraising activities.

Accomplishments

- Over 120 individuals participated in therapeutic programming at Elm Hill Center.
- First Veteran's retreats held at Elm Hill Center
- Summer activity program for autistic children and parents held at Elm Hill as well as a summer program for the prevention of cruelty to animals
- Leominster Community Day program established in North Central area.
- Sturbridge & Leominster Community Day Program participants increased with addition of Saturday program offerings.
- All annual fundraising events: Raffle, Wine Tasting, Golf Classic and Road Race had increased participation and revenue from previous years.

Thank you to all of the people that have donated to RRI throughout the year. Your support is greatly appreciated!

Senior Leadership:

Bonita J. Keefe-Layden, CEO

Julie Carita, *Day Program Director*

Dorothy Cote, *CFO*

Bruce Leger, *Director of Human Resources*

Keith Polewaczyk, *Assistant Director of Residential Operations*

Richard Rogers, *Transportation Director*

Paige Slein, *Director of Training & Education*

Melissa White, *Director of Quality Assurance*

Melissa Wilson, *Director of Residential Operations*

**The Blanchard Means Foundation is an affiliate of
Rehabilitative Resources, Inc.**

www.blanchardmeansfoundation.org

Board of Directors:

Lori A. Richardson, President

Gordon Bertrand

Andrea Cropley

Lisa Dalberth

Carl Ekman

Janet Garon

Reed Hillman

Patricia Lamoureux

Patricia Nylin, *Clerk*

Donna Peters, *Vice President*

Dick Whitney, *Past President*

Mary Wilson



Rehabilitative Resources, Inc.
1 Picker Road, P.O. Box 38
Sturbridge, MA 01566
www.rehabresourcesinc.org

Rehabilitative Resources, Inc. FY 2011 Annual Report



“The Power of One”

A man on the beach where thousands of starfish lay dying in the sun saw a girl tossing them into the sea, one by one. “Why bother?” he asked. “You wont make much of a difference.” Tossing yet another starfish into the sea, the girl said, “I made a difference to that one.”

Providing quality support services for people with disabilities & health care services to the community

Services Offered

Residential

Adult Foster Care

Individual Supports

Community Day Program

Transportation

Autism Resource Center

Therapeutic Programs at Elm Hill Center

Training & Education

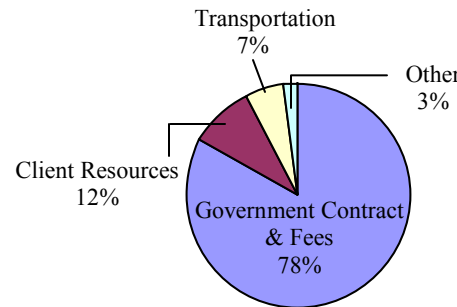
Evening Enrichment Programs

"The power of one man or one woman doing the right thing for the right reason, and at the right time, is the greatest influence in our society."
 ~ Jack Kemp

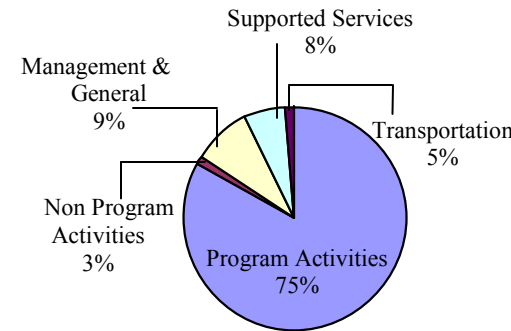
STATEMENT OF FINANCIAL POSITION JUNE 30 2011 AND 2010

| ASSETS | 2011 | 2010 | LIABILITIES & NET ASSETS | 2011 | 2010 |
|--|---------------------|---------------------|---|---------------------|---------------------|
| Current Assets | | | Current Liabilities | | |
| Cash | \$ 2,038,101 | \$ 1,827,279 | Current Maturities of Long-Term Debt | 389,421 | 333,137 |
| Accounts Receivable | 763,944 | 533,444 | Accounts Payable, Trade | 334,205 | 450,867 |
| Prepaid Expenses | 81,121 | 92,561 | Accrued and Other Liabilities | 959,994 | 1,279,614 |
| Total Current Assets | 2,883,166 | 2,453,284 | Total Current Liabilities | 1,683,620 | 2,063,618 |
| Property, Plant & Equipment Net | 13,490,098 | 13,170,129 | Long-Term Debt, Less Current Maturities | 8,651,883 | 8,683,398 |
| Other Assets | | | Deferred Compensation | 180,497 | 142,793 |
| Security Deposits | — | 1,187 | Other Liabilities | 6,163 | — |
| Deposits with Bank Trustee | — | 670,707 | Net Assets | 8,838,543 | 8,826,191 |
| Bond Issuance Costs, Net of Amortization | 118,259 | 125,226 | Unrestricted | 6,199,827 | 5,729,457 |
| Cash Value of Life Insurance | 269,458 | 198,733 | Permanently Restricted | 38,991 | — |
| | \$16,760,981 | \$16,619,266 | | 6,238,818 | 5,729,457 |
| | | | | \$16,760,981 | \$16,619,266 |

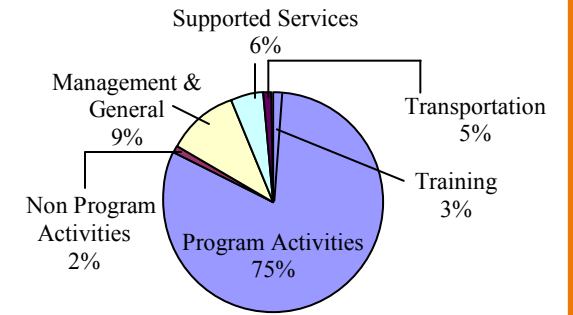
**Funding Sources
FY 2011 Revenue \$ 22.7 Million**



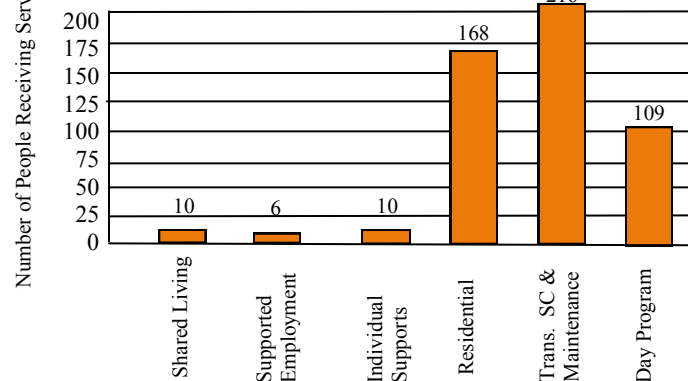
2011 Expenditures



2010 Expenditures



Support Service Contracted 7/1/10 to 6/30/11



**Budget FY 2012
\$22.1 Million**

Major Funding Source:
DDS
Mass Health
MART

Non-State Funded Revenue Sources 7/1/10 to 6/30/11

