

### Overview

Rehabilitative Resources, Inc. was incorporated in 1975 with the mission to provide quality, community based services for people with disabilities.

- 180+ individuals receiving community based services through DDS contracts
- 270+ individuals transported daily
- 43 residential program locations
- 87 agency owned vehicles, wheelchair vans
- RRI service area is the state of Massachusetts and currently includes five counties in 44 towns
- RRI employs over 600 staff members

### Future Goals

- To form partnerships in terms of community support for RRI and for fundraising activities.
- To expand current Shared Living and Adult Family Care Programs
- Increase attendance at Leominster Day Program
- Create strategic plan with goals for the next 5 years.

### Accomplishments

- Successful OQE Audit with 2 year certification
- Three more handicapped accessible residential slots added.
- New residential programs established in Holden, Leominster, Fitchburg and Leicester
- Sturbridge Day Program participation increased near capacity.
- All annual fundraising events: Raffle, Wine Tasting, Golf Classic and Road Race had increased participation and revenue from previous years.

Thank you to all of the people that have donated to RRI throughout the year. Your support is greatly appreciated!

### Senior Leadership:

#### Dorothy Cote

Acting CEO, CFO & Assistant CEO

Evan Brassard, *Director of Quality Improvement*

Tiffany Breau, *Director of Property Management & IT*

Kevin Hughes, *Director of Day Services*

Cinda Lavelly, *Development*

Bruce Leger, *Director of Human Resources & Professional Development*

Kerrie Mason, *Marketing & PR*

Richard Rogers, *Transportation Director*

Melissa White, *Director of Residential Services*

### Board of Directors:

#### Lori A. Richardson, *President*

Carl Ekman

Andrea Cropley

Patricia Lamoureux


Patricia Nylin, *Clerk*

Donna Peters, *Vice President*

Dick Whitney, *Past President*

Mary Wilson

## Rehabilitative Resources, Inc. FY 2012 Annual Report



“Coming together  
is a beginning.  
Keeping together  
is progress.  
Working together  
is success.”  
~Henry Ford

Providing quality support services for people with  
disabilities & health care services to the  
community



Rehabilitative Resources, Inc.  
1 Picker Road, P.O. Box 38  
Sturbridge, MA 01566  
[www.rehabresourcesinc.org](http://www.rehabresourcesinc.org)

Services Offered

Residential

Adult Family Care

Shared Living

Individual Supports

Community Day Program

Transportation

Training & Education

Evening Enrichment Programs

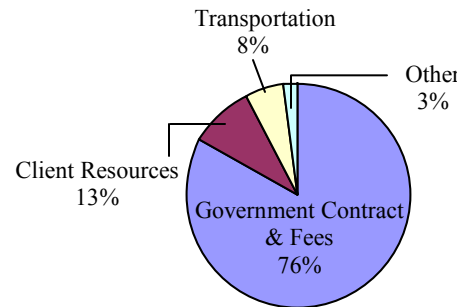
Don't ever forget that you're a citizen of this world and there are things you can do to lift the human spirit, things that are easy, things that are free, things that you can do every day. Civility, respect, kindness, character.

~ Aaron Sorkin

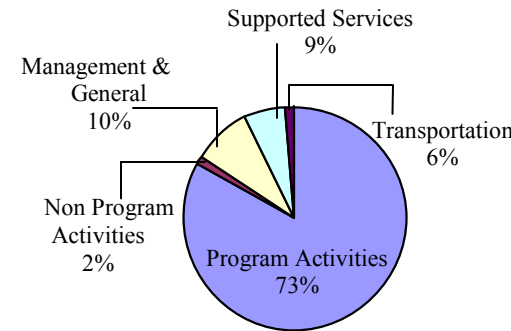
**STATEMENT OF FINANCIAL POSITION JUNE 30 2012 AND 2011**

ASSETS	2012	2011	LIABILITIES & NET ASSETS	2012	2011
<b>Current Assets</b>			<b>Current Liabilities</b>		
Cash	\$ 2,091,827	\$ 2,038,101	Current Maturities of Long-Term Debt	\$ 404,637	389,421
Investments	40,953	—	Accounts Payable, Trade	285,846	334,205
Accounts Receivable	567,207	763,944	Accrued and Other Liabilities	1,403,559	959,994
Prepaid Expenses	100,225	81,121	<b>Total Current Liabilities</b>	<b>2,094,042</b>	<b>1,683,620</b>
<b>Total Current Assets</b>	<b>2,800,212</b>	<b>2,883,166</b>	Long-Term Debt, Less Current Maturities	8,960,060	8,651,883
Land, Buildings, & Equipment Net	14,796,197	13,490,098	Deferred Compensation	223,751	180,497
Other Assets			Other Liabilities	20,988	6,163
Bond Issuance Costs, Net of Amortization	111,293	118,259	<b>Total Liabilities</b>	<b>9,204,799</b>	<b>8,838,543</b>
Cash Value of Life Insurance	337,230	269,458	Net Assets		
<b>Total Assets</b>	<b>\$18,044,923</b>	<b>\$16,760,981</b>	Unrestricted	6,699,803	6,199,827
			Temporarily Restricted	7,297	—
			Permanently Restricted	38,991	38,911
			<b>Total Liabilities &amp; Net Assets</b>	<b>6,746,091</b>	<b>6,238,818</b>
				<b>\$ 18,044,932</b>	<b>\$ 16,760,981</b>

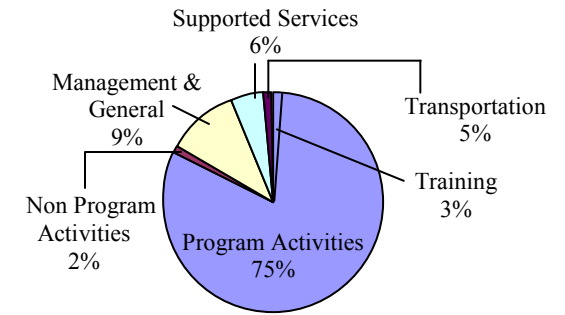
**Funding Sources  
FY 2012 Revenue \$ 22.7 Million**



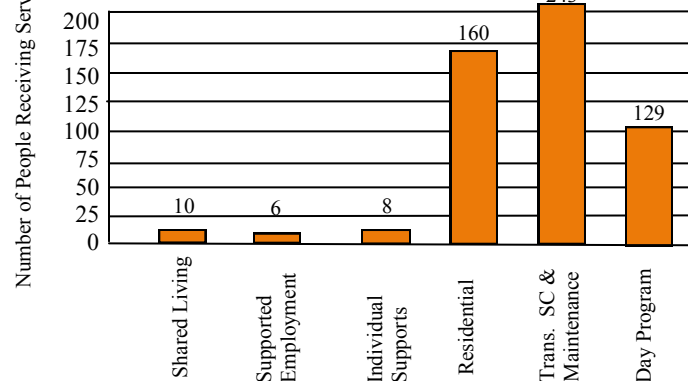
**2012 Expenditures**



**2011 Expenditures**



**Support Service Contracted 7/1/11 to 6/30/12**



**Budget FY 2013**  
**\$23.1 Million**

**Major Funding Source:**  
**DDS**  
**Mass Health**  
**MART**

**Non-State Funded Revenue Sources 7/1/11 to 6/30/12**

